


III World Feeder Angling Championship

S.A.F.B.A.F.

Bloemhof Dam - South Africa FINAL TEAM CLASSIFICATION

Date 24-11-2013



Class. (final)	Nation		Penalties (Total)	Team Penalties (1st day / 2nd day)	Competitors Penalties	Weight (total)	Weight (best)	Fish (total)
1	South-Africa		39.0	15.0- 24.0	1 1 1 3 9 1 1 3 8 11	244,194	43,769	255
2	Hungary		48.0	18.0- 30.0	2 2 3 5 6 1 2 4 10 13	220,944	38,546	203
3	England		48.0	16.0- 32.0	2 2 4 4 4 2 4 5 9 12	215,112	30,464	225
4	Czech Republic		55.0	24.0- 31.0	1 3 4 7 9 2 2 5 10 12	210,611	36,262	236
5	Germany		74.0	31.0- 43.0	2 5 6 8 10 5 7 8 8 15	167,012	26,370	148
6	Belgium		76.0	38.0- 38.0	3 4 6 10 15 4 6 6 6 16	149,185	24,097	149
7	Netherland		81.0	51.0- 30.0	6 8 11 13 13 1 3 3 9 14	171,266	35,074	167
8	Portugal		86.0	41.0- 45.0	3 7 7 10 14 3 7 7 12 16	155,158	26,507	161

Time
15:52:01

President of Jury

Mrs. Gailo Mather


III World Feeder Angling Championship

S.A.F.B.A.F.

Bloemhof Dam - South Africa

FINAL TEAM CLASSIFICATION

Date 24-11-2013



Class. (final)	Nation		Penalties (Total)	Team Penalties (1st day / 2nd day)	Competitors Penalties	Weight (total)	Weight (best)	Fish (total)
9	Spain		92.0	51.0- 41.0	5 6 8 16 16 2 5 9 9 16	133,051	24,982	117
10	Russia		96.0	48.0- 48.0	5 7 10 13 13 4 6 11 13 14	149,623	26,578	159
11	Italy		98.0	57.0- 41.0	8 10 12 12 15 3 4 8 10 16	139,294	24,312	146
12	Ukraine		101.0	56.0- 45.0	9 9 11 13 14 5 7 7 11 15	131,195	20,025	131
13	Denmark		104.0	41.0- 63.0	1 5 7 12 16 9 13 13 14 14	130,765	33,949	136
14	Ireland		117.0	61.0- 56.0	9 11 12 14 15 6 8 11 15 16	112,595	15,362	127
15	Belarus		122.0	71.0- 51.0	11 14 14 16 16 1 10 12 13 15	106,371	24,458	117
16	Slovakia		123.0	61.0- 62.0	8 11 12 15 15 10 11 12 14 15	105,925	21,133	85

Time
15:52:01

President of Jury

Mr. Gando Mather


III World Feeder Angling Championship

S.A.F.B.A.F.

Bloemhof Dam - South Africa

FINAL INDIVIDUAL CLASSIFICATION

Date **24-11-2013**



Class. (final)	Competitor	Team (Nation)	Penalties (Total)	Placing (1st day / 2nd day)	Weight (total)	Weight (best)	Fish (total)	Nr. (tot.)	Legs played
1	Willemse	Casper J. South-Africa	2.0	1 - 1	66,555	43,769	77	17	2
2	Konopásek	Josef Czech Republic	3.0	1 - 2	57,289	31,074	71	15	2
3	Sivák	Mátyás Hungary	4.0	2 - 2	50,618	28,174	50	13	2
4	Foord	Neville Johan South-Africa	4.0	3 - 1	47,276	24,791	47	21	2
5	Dome	Gabor Hungary	6.0	5 - 1	47,718	26,812	41	13	2
6	Pickering	Tom England	6.0	4 - 2	47,142	24,219	45	28	2
7	Hrabal	Vladimír Czech Republic	6.0	4 - 2	40,528	20,979	50	21	2
8	Ringer	Steve England	7.0	2 - 5	47,638	25,785	56	20	2
9	Novák	János Hungary	7.0	3 - 4	43,859	24,272	36	23	2
10	Ringer	Phil England	8.0	4 - 4	47,811	30,464	39	9	2
11	Rodriguez M.	Roberto Spain	8.0	6 - 2	47,593	24,982	44	23	2
12	Burger P.	Jacobus South-Africa	9.0	1 - 8	44,428	31,221	48	13	2
13	Seredyuk	Igor Russia	9.0	5 - 4	44,083	26,578	43	16	2
14	De Mulder	Bert Belgium	9.0	3 - 6	38,248	24,097	37	18	2
15	Bonito	Joaquim Portugal	10.0	7 - 3	47,405	25,154	50	16	2
16	Sørensen	Søren Denmark	10.0	1 - 9	45,309	33,949	34	23	2
17	Koschnick	Jens Germany	10.0	2 - 8	36,977	26,370	39	6	2
18	Van Waelderren	Franck Belgium	10.0	6 - 4	34,159	17,663	34	15	2
19	Van Gastel	Staf Belgium	10.0	4 - 6	33,647	20,527	29	18	2
20	De Pascalis	Angelo Italy	11.0	8 - 3	39,274	23,554	35	23	2
21	Bezuidenhout	Andre South-Africa	12.0	1 -11	43,998	34,024	40	18	2
22	Steyn	Theunis L. South-Africa	12.0	9 - 3	41,937	20,983	43	12	2
23	Maták	Martin Czech Republic	12.0	7 - 5	39,997	23,611	38	24	2
24	Vials	Mick England	13.0	4 - 9	39,141	25,323	45	3	2
25	Küsters	Thorsten Germany	13.0	5 - 8	37,099	24,503	30	12	2
26	Rodriguez M.	Angel Vicente Spain	13.0	8 - 5	29,415	14,965	25	18	2
27	Wakelin	Adam England	14.0	2 -12	33,380	25,674	40	23	2
28	Granados L.	Antonio Spain	14.0	5 - 9	32,849	20,210	24	8	2
29	Koot	Leo Netherland	14.0	11 - 3	32,006	18,549	40	26	2
30	Calado	José Portugal	14.0	7 - 7	30,793	17,896	36	11	2
31	Vidó	Ferenc Hungary	15.0	2 -13	48,045	38,546	33	9	2
32	Bromovský	Petr Czech Republic	15.0	3 -12	46,210	36,262	46	30	2
33	Gomes	Jorge Portugal	15.0	3 -12	36,692	26,507	28	22	2
34	Stadt van der	Arnout Netherland	15.0	6 - 9	36,243	24,333	22	11	2
35	Yakubovich	Vadzim Belarus	15.0	14 - 1	35,845	24,458	35	16	2

Time
15:58:21

President of Jury


M. J. J. M. J. M. J.

III World Feeder Angling Championship

S.A.F.B.A.F.

Bloemhof Dam - South Africa

FINAL INDIVIDUAL CLASSIFICATION Date **24-11-2013**



Class. (final)	Competitor		Team (Nation)		Penalties (Total)	Placing (1st day / 2nd day)	Weight (total)	Weight (best)	Fish (total)	Nr. (tot.)	Legs played
36	Baklarz	Ole	Germany		15.0	8 - 7	34,525	21,209	22	6	2
37	Drese	Thomas	Germany		15.0	10 - 5	32,776	17,444	34	20	2
38	Vezzalini	Massimo	Italy		16.0	12 - 4	36,750	24,312	34	23	2
39	Erdei	Attila	Hungary		16.0	6 - 10	30,704	18,557	43	19	2
40	Geerlandt	Geert	Belgium		16.0	10 - 6	29,681	18,093	34	13	2
41	Hofman	Marco	Netherland		16.0	13 - 3	28,365	19,104	30	25	2
42	Popov	Serhii	Ukraine		16.0	9 - 7	25,978	14,308	24	22	2
43	Trigo	Carlos	Portugal		17.0	10 - 7	26,145	15,262	27	15	2
44	Galgoci	Milos	Slovakia		18.0	8 - 10	32,464	21,133	18	29	2
45	Veselovskyi	Ihor	Ukraine		18.0	13 - 5	30,965	19,522	26	22	2
46	Buglak	Ievgen	Ukraine		18.0	11 - 7	28,207	14,125	33	11	2
47	Bohan	Brian	Ireland		18.0	12 - 6	27,315	14,338	29	20	2
48	Rudenko	Aleksandr	Russia		19.0	13 - 6	29,915	17,719	37	7	2
49	Sweeney	Brenton	Ireland		19.0	11 - 8	27,962	15,166	22	18	2
50	Stepnicka	Radek	Czech Republic		19.0	9 - 10	26,587	15,712	31	19	2
51	Møller	Ulrik	Denmark		19.0	5 - 14	25,440	18,847	28	21	2
52	Levytskyi	Oleg	Ukraine		20.0	9 - 11	29,891	20,025	30	12	2
53	Govi	Mirko	Italy		20.0	12 - 8	27,965	14,299	32	19	2
54	Percival	Timothy	Denmark		20.0	7 - 13	25,366	15,886	33	9	2
55	Troitckii	Roman	Russia		21.0	10 - 11	30,422	19,413	31	3	2
56	Wierzba	Wolfgang	Germany		21.0	6 - 15	25,635	19,458	23	20	2
57	Nochka	Oleg	Russia		21.0	7 - 14	25,475	16,662	23	22	2
58	Ekkelenkamp	Dirk	Netherland		22.0	8 - 14	25,943	17,572	29	10	2
59	Lipiev	Maxim	Belarus		23.0	11 - 12	25,990	18,058	24	23	2
60	Murray	Sean	Ireland		24.0	9 - 15	21,509	15,362	34	27	2
61	Mc Goldrick	Francis	Ireland		25.0	14 - 11	23,258	12,590	23	28	2
62	Herrero Gomez	Jose Fco.	Spain		25.0	16 - 9	17,522	10,552	18	23	2
63	Lantaj	Jän	Slovakia		26.0	12 - 14	20,512	14,157	20	2	2
64	Gorelov	Pavel	Russia		26.0	13 - 13	19,728	12,239	25	17	2
65	Melichär	Milan	Slovakia		26.0	11 - 15	16,895	10,262	13	14	2
66	Hason	Mariän	Slovakia		26.0	15 - 11	16,812	11,107	16	21	2
67	Eriksen	Flemming	Denmark		26.0	12 - 14	16,224	9,579	19	8	2
68	Marozau	Siarhei	Belarus		26.0	16 - 10	15,977	11,240	16	18	2
69	Zelenäk	Milan	Slovakia		27.0	15 - 12	19,242	9,944	18	13	2
70	Yakubovich	Aliaksei	Belarus		27.0	14 - 13	15,189	7,679	23	11	2

Time
15:58:22

President of Jury

M. J. J. J. J.


III World Feeder Angling Championship S.A.F.B.A.F.

Bloemhof Dam - South Africa

Date 24-11-2013

Leg nr. 2

INDIVIDUAL CLASSIFICATION



Class. (Day)	Competitor Angling		Team (Nation)		Classification by sector	Fishes	Weight (gr)	Back Number	Note
1	Roskam	Henk	Netherland		1	31	35,074	16	
2	Dome	Gabor	Hungary		1	18	26,812	11	
3	Foord	Neville Johan	South-Africa		1	15	24,791	9	
4	Yakubovich	Vadzim	Belarus		1	21	24,458	2	
5	Willemse	Casper J.	South-Africa		1	31	22,786	2	
6	Konopásek	Josef	Czech Republic		2	41	31,074	12	
7	Pickering	Tom	England		2	20	24,219	14	
8	Rodriguez M.	Roberto	Spain		2	15	22,611	12	
9	Sivák	Mátyás	Hungary		2	23	22,444	4	
10	Hrabal	Vladimír	Czech Republic		2	21	19,549	15	
11	Bonito	Joaquim	Portugal		3	21	25,154	14	
12	De Pascalis	Angelo	Italy		3	15	23,554	12	
13	Steyn	Theunis L.	South-Africa		3	23	20,983	9	
14	Hofman	Marco	Netherland		3	12	19,104	16	
15	Koot	Leo	Netherland		3	24	18,549	10	
16	Vezzalini	Massimo	Italy		4	22	24,312	15	
17	Novák	János	Hungary		4	16	19,587	8	
18	Van Waelderren	Franck	Belgium		4	14	17,663	13	
19	Seredyuk	Igor	Russia		4	19	17,505	7	
20	Ringer	Phil	England		4	12	17,347	4	
21	Ringer	Steve	England		5	25	21,853	13	
22	Veselovskyi	Ihor	Ukraine		5	16	19,522	16	
23	Drese	Thomas	Germany		5	20	17,444	6	
24	Maták	Martin	Czech Republic		5	16	16,386	12	
25	Rodriguez M.	Angel Vicente	Spain		5	8	14,965	5	
26	Rudenko	Aleksandr	Russia		6	20	17,719	4	
27	Bohan	Brian	Ireland		6	16	14,338	10	
28	De Mulder	Bert	Belgium		6	10	14,151	7	
29	Van Gastel	Staf	Belgium		6	8	13,120	5	
30	Geerlandt	Geert	Belgium		6	12	11,588	6	
31	Popov	Serhii	Ukraine		7	16	14,308	7	
32	Buglak	Ievgen	Ukraine		7	8	14,125	1	
33	Baklarz	Ole	Germany		7	10	13,316	2	
34	Calado	José	Portugal		7	11	12,897	3	
35	Trigo	Carlos	Portugal		7	14	10,883	3	
36	Govi	Mirko	Italy		8	13	14,299	15	
37	Burger P.	Jacobus	South-Africa		8	21	13,207	7	
38	Sweeney	Brenton	Ireland		8	11	12,796	11	
39	Küstern	Thorsten	Germany		8	10	12,596	2	
40	Koschnick	Jens	Germany		8	14	10,607	5	
41	Vials	Mick	England		9	17	13,818	1	
42	Granados L.	Antonio	Spain		9	7	12,639	3	
43	Stadt van der	Arnout	Netherland		9	8	11,910	6	

Time
15:49:58

President of Jury

Alfo Garcia Mattar


III World Feeder Angling Championship

S.A.F.B.A.F.



Bloemhof Dam - South Africa

Date **24-11-2013**
Leg nr. **2**



TEAM CLASSIFICATION

Class. (by day)	Team (Nation)		Penalties (Team Tot.)	Penalties (competitors)	Weight (Team total)	Fishes (total)
1	South-Africa		24	1 - 1 - 3 - 8 -11	91,741	102
2	Netherland		30	1 - 3 - 3 - 9 -14	93,008	84
3	Hungary		30	1 - 2 - 4 -10 -13	90,489	80
4	Czech Republic		31	2 - 2 - 5 -10 -12	87,832	98
5	England		32	2 - 4 - 5 - 9 -12	84,943	83
6	Belgium		38	4 - 6 - 6 - 6 -16	58,756	46
7	Italy		41	3 - 4 - 8 -10 -16	74,770	66
8	Spain		41	2 - 5 - 9 - 9 -16	64,205	46
9	Germany		43	5 - 7 - 8 - 8 -15	60,140	60
10	Portugal		45	3 - 7 - 7 -12 -16	64,093	62
11	Ukraine		45	5 - 7 - 7 -11 -15	63,555	60
12	Russia		48	4 - 6 -11 -13 -14	62,535	73
13	Belarus		51	1 -10 -12 -13 -15	57,106	56
14	Ireland		56	6 - 8 -11 -15 -16	49,301	57
15	Slovakia		62	10 -11 -12 -14 -15	44,724	36
16	Denmark		63	9 -13 -13 -14 -14	41,248	49

Time
15:45:45

President of Jury


Aljo Garcia Mattar

III World Feeder Angling Championship S.A.F.B.A.F.

Bloemhof Dam - South Africa

Date 24-11-2013 Leg nr. 2

Sector A



Penalties (session)	Competitor Angling	Team (Nation)		Fish Nr.	Weight (gr)	Note	Back Number
1	DOME Gabor	Hungary		18	26,812		11
2	RODRIGUEZ M. Roberto	Spain		15	22,611		12
3	STEYN Theunis L.	South-Africa		23	20,983		9
4	VAN WAELDEREN Franck	Belgium		14	17,663		13
5	DRESE Thomas	Germany		20	17,444		6
6	BOHAN Brian	Ireland		16	14,338		10
7	POPOV Serhii	Ukraine		16	14,308		7
8	GOVI Mirko	Italy		13	14,299		15
9	VIALS Mick	England		17	13,818		1
10	GALGOCI Milos	Slovakia		5	11,331		16
11	TROITCKII Roman	Russia		17	11,009		2
12	BROMOVSKÝ Petr	Czech Republic		12	9,948		14
13	PERCIVAL Timothy	Denmark		15	9,480		5
14	EKKELENKAMP Dirk	Netherland		9	8,371		8
15	ROZIN Aliaksandr	Belarus		9	5,966		4
16	MENDONCA Mario	Portugal		9	4,974		3

Time
15:42:48

President of Jury


M. J. Santos

III World Feeder Angling Championship S.A.F.B.A.F.



Bloemhof Dam - South Africa

Date 24-11-2013 Leg nr. 2



Sector B

Penalties (session)	Competitor Angling	Team (Nation)		Fish Nr.	Weight (gr)	Note	Back Number
1	WILLEMSE Casper J.	South-Africa		31	22,786		2
2	HRABAL Vladimír	Czech Republic		21	19,549		15
3	KOOT Leo	Netherland		24	18,549		10
4	RINGER Phil	England		12	17,347		4
5	RODRIGUEZ M. Angel Vicente	Spain		8	14,965		5
6	DE MULDER Bert	Belgium		10	14,151		7
7	BUGLAK Ievgen	Ukraine		8	14,125		1
8	SWEENEY Brenton	Ireland		11	12,796		11
9	SØRENSEN Søren	Denmark		10	11,360		12
10	MAROZAU Siarhei	Belarus		8	11,240		14
11	HASON Marián	Slovakia		6	11,107		16
12	GOMES Jorge	Portugal		7	10,185		6
13	VIDÓ Ferenc	Hungary		8	9,499		3
14	NOCHKA Oleg	Russia		8	8,813		8
15	WIERZBA Wolfgang	Germany		6	6,177		13
16	MARIOTTI Stefano	Italy		4	2,555		9

Time
15:42:49

President of Jury


Mfo Gaudin - Maitre

III World Feeder Angling Championship S.A.F.B.A.F.

Bloemhof Dam - South Africa

Date 24-11-2013 Leg nr. 2

Sector C



Penalties (session)	Competitor Angling	Team (Nation)		Fish Nr.	Weight (gr)	Note	Back Number
1	ROSKAM Henk	Netherland		31	35,074		16
2	KONOPÁSEK Josef	Czech Republic		41	31,074		12
3	BONITO Joaquim	Portugal		21	25,154		14
4	VEZZALINI Massimo	Italy		22	24,312		15
5	RINGER Steve	England		25	21,853		13
6	RUDENKO Aleksandr	Russia		20	17,719		4
7	BAKLARZ Ole	Germany		10	13,316		2
8	BURGER P. Jacobus	South-Africa		21	13,207		7
9	GRANADOS L. Antonio	Spain		7	12,639		3
10	ERDEI Attila	Hungary		15	12,147		8
11	LEVYTSKYI Oleg	Ukraine		12	9,866		9
12	ZELENĀK Milan	Slovakia		9	9,298		5
13	YAKUBOVICH Aliaksei	Belarus		7	7,510		10
14	MØLLER Ulrik	Denmark		10	6,593		6
15	MURRAY Sean	Ireland		14	6,147		11
16	HUYBRECHTS Kris	Belgium		2	2,234		1

Time
15:42:49

President of Jury


M. J. J. J. J. J. J.

III World Feeder Angling Championship S.A.F.B.A.F.



Bloemhof Dam - South Africa

Date 24-11-2013 Leg nr. 2



Sector D

Penalties (session)	Competitor Angling	Team (Nation)		Fish Nr.	Weight (gr)	Note	Back Number
1	YAKUBOVICH Vadzim	Belarus		21	24,458		2
2	SIVÁK Mátyás	Hungary		23	22,444		4
3	HOFMAN Marco	Netherland		12	19,104		16
4	SEREDYUK Igor	Russia		19	17,505		7
5	MATÁK Martin	Czech Republic		16	16,386		12
6	GEERLANDT Geert	Belgium		12	11,588		6
7	TRIGO Carlos	Portugal		14	10,883		3
8	KOSCHNICK Jens	Germany		14	10,607		5
9	HERRERO GOMEZ Jose Fco.	Spain		13	10,552		8
10	LOMBARDI Gian Mario	Italy		12	10,050		15
11	BEZUIDENHOUT Andre	South-Africa		12	9,974		10
12	WAKELIN Adam	England		9	7,706		11
13	HAUGNES Ole	Denmark		7	7,170		14
14	LANTAJ Ján	Slovakia		9	6,355		1
15	DVORCHUK Volodymyr	Ukraine		8	5,734		13
16	MARTIN Colin	Ireland		8	5,352		9

Time
15:42:50

President of Jury


Mfo Gaudin - Martin

III World Feeder Angling Championship S.A.F.B.A.F.

Bloemhof Dam - South Africa

Date 24-11-2013 Leg nr. 2

Sector E



Penalties (session)	Competitor Angling	Team (Nation)		Fish Nr.	Weight (gr)	Note	Back Number
1	FOORD Neville Johan	South-Africa		15	24,791		9
2	PICKERING Tom	England		20	24,219		14
3	DE PASCALIS Angelo	Italy		15	23,554		12
4	NOVÁK János	Hungary		16	19,587		8
5	VESELOVSKYI Ihor	Ukraine		16	19,522		16
6	VAN GASTEL Staf	Belgium		8	13,120		5
7	CALADO José	Portugal		11	12,897		3
8	KÜSTERS Thorsten	Germany		10	12,596		2
9	STADT VAN DER Arnout	Netherland		8	11,910		6
10	ŠTEPNICKA Radek	Czech Republic		8	10,875		10
11	MC GOLDRICK Francis	Ireland		8	10,668		15
12	LIPIEV Maxim	Belarus		11	7,932		13
13	GORELOV Pavel	Russia		9	7,489		11
14	ERIKSEN Flemming	Denmark		7	6,645		7
15	MELICHĀR Milan	Slovakia		7	6,633		4
16	FABREGA SIMO Ramon	Spain		3	3,438		1

Time
15:42:51

President of Jury